

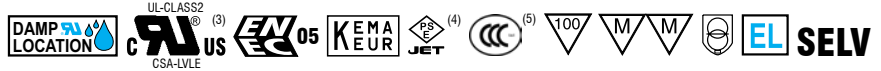
Direct current electronic drivers Alimentatori elettronici in corrente continua

Made in Europe

1.

Standard drivers
Alimentatori standard

constant CURRENT constant VOLTAGE



Voltage Tensione

AC 100 ÷ 127 V⁽³⁾
AC 100 ÷ 120 V⁽³⁾
AC 100 ÷ 240 V

Frequency Frequenza

50...60 Hz

AC Operation range Tensione di utilizzo AC

90 ÷ 264 V

DC Voltage Tensione DC

176 ÷ 280 V

Power Potenza

0 ÷ 15 W

**Maximum current output ripple
Max. ondulazione della corrente uscita**
≤ 3%⁽¹⁾

Reference Norms Norme di riferimento:

CSA C22.2 no. 223⁽³⁾
EN 50172
EN 55015
EN 60598-2-22
EN 61000-3-2
EN 61000-3-3
EN 61347-1
EN 61347-2-13
EN 61547
EN 62384
UL 1310⁽³⁾
UL 8750⁽³⁾
VDE 0710-T14

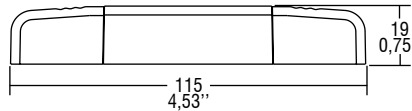
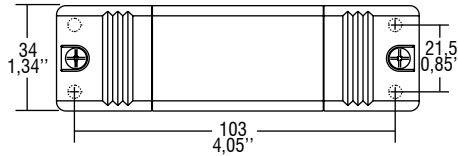
Article Articolo	Code Codice	P out W	V out DC	I out DC	n° LED max. ⁽¹⁾	V out max.	ta °C	tc °C	λ max. Power Factor	η max. Efficiency ⁽¹⁾
DCC 10W 250mA/U S ⁽²⁾⁽⁴⁾⁽⁵⁾	122358	10	43	250 mA cost.	11/12	44	-25...+50	75	0,52 (0,60 ⁽³⁾) C	73
DCC 15W 350mA/U S ⁽⁴⁾	122350	15 (10 ⁽³⁾)	43	350 mA cost.	11/12	44	-25...+45	75	0,54 (0,64 ⁽³⁾) C	77
DCC 12W 500mA/U S ⁽⁵⁾	122356	12 (10 ⁽³⁾)	24	500 mA cost.	6	26	-25...+50	80	0,54 (0,64 ⁽³⁾) C	73
DCC 12W 700mA/U S	122354	12 (10 ⁽³⁾)	17	700 mA cost.	4/5	18	-25...+45	75	0,54 (0,64 ⁽³⁾) C	73

⁽¹⁾ Referred to V_{in} = 230 V, 100% load - Riferito a V_{in} = 230 V, carico 100%

⁽²⁾ Without UL - Senza UL



Weight - Peso:
gr. 60 / 2,07 oz.
Pcs - Pezzi 50



Features

- IP20 independent driver, for indoor use.
- Class II protection against electric shock for direct or indirect contact.
- Supplied with terminal cover and cable retainer.
- Input and output terminal blocks on opposite sides (wire cross-section up to 2,5 mm² / AWG13).
- Single terminal block on primary and secondary circuit.
- Clamping screws on primary and secondary circuits for cables with diameter: min. 3 mm - max. 8 mm.
- Driver can be secured with slot for screws.
- Protections:
 - against overheating and short circuits;
 - against mains voltage spikes;
 - against overloads.

Caratteristiche

- Alimentatore indipendente IP20, per uso interno.
- Protetto in classe II contro le scosse elettriche per contatti diretti e indiretti.
- Fornito di coprimorsetto e serracavo.
- Morsetti di entrata e uscita contrapposti (sezione cavo fino a 2,5 mm² / AWG13).
- Singola morsettiera su primario e secondario.
- Serracavo su primario e secondario per cavi di diametro: min. 3 mm - max. 8 mm.
- Fissaggio dell'alimentatore tramite asole per viti.
- Protezioni:
 - termica e cortocircuito;
 - contro le extra-tensioni di rete;
 - contro i sovraccarichi.

Wiring diagram - Schema di collegamento
(Max. LED distance on page info8 - Massima distanza LED a pagina info8)

