















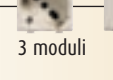

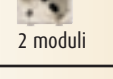










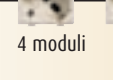










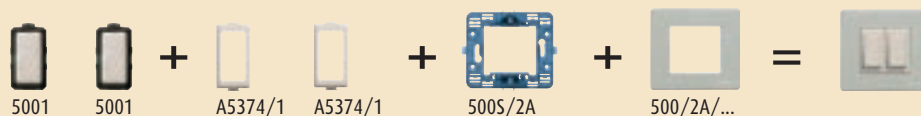
Placche con sottoplacca isolante e aggancio graduale - installazione tradizionale

Scatole	Supporti	N° moduli	Placche
<p>500 (Ø 60x44 mm)</p>	<p>*500S/1</p>	<p>1 modulo</p>	<p>500/1/...</p>
<p>PS562N (Ø 68x68x50 mm)</p>	<p>*500S/2</p>	<p>2 moduli</p>	<p>500/2/...</p>
<p>PS630 (Ø 68x88x51 mm)</p>	<p>*500S/13</p>	<p>1 modulo</p>	<p>503/1/...</p>
<p>502 (80x64x48 mm)</p>	<p>*500S/23</p>	<p>2 moduli</p>	<p>500/23/...</p>
<p>503E (106x71x52 mm) componibile</p>	<p>503R</p>	<p>1 modulo</p>	<p>503/1/...</p>
<p>503AP (123x80x45 mm)</p>		<p>2 moduli</p>	<p>503/2/...</p>
<p>503P (120x81x50 mm)</p>		<p>3 moduli</p>	<p>503/3/...</p>
<p>PS563N (124x66x52 mm)</p>			<p>503/0/...</p>
<p>504E (130x71x52 mm)</p>	<p>504S</p>	<p>4 moduli</p>	<p>504/4/...</p>
<p>PS564N (125x68x50 mm)</p>			
<p>506L (186x76x52 mm)</p>	<p>506LS</p>	<p>6 moduli</p>	<p>506L/6/...</p>
<p>PS567N (180x68x50 mm)</p>			
<p>506E (106x117x52 mm)</p>	<p>506S</p>	<p>6 moduli</p>	<p>506/6/...</p>
			<p>506/0/...</p>

Placche con sottoplacca isolante e aggancio graduale - installazione con supporti TT





Scatole	Supporti	N° moduli	Placche
 500 (Ø 60x44 mm)  PS630 (Ø 68x88x51 mm)  PS562N (Ø 68x68x50 mm)	 500S/2A  500S/23A	 2 moduli  2 moduli	 500/2A/...  503/23A/...  503/0/...
 503E (106x71x52 mm) componibile  503AP (123x80x45 mm)  PS563N (124x66x52 mm)	 503SA  503S/2A	 3 moduli  3 moduli  2 moduli  2 moduli	 503/1A/...  503/0/...  503/2A/...  503/3A/...  503/23A/...  503/0/...
 504E (130x71x52 mm)  PS564N (125x68x50 mm)	 504SA	 4 moduli  4 moduli	 504/4A/...
 506L (186x76x52 mm)  PS567N (180x68x50 mm)	 506LSA	 6 moduli  6 moduli  6 moduli	 506L/6A/...

Installazione di apparecchi Magic in placche e supporti TT






MAGIC

Colori placche MAGIC ad aggancio graduale

Descrizione	Oxidal	Bronzo	Alluminio naturale	Ottone lucido
Gamma colori	 X	 BR	 AL	 OT

Descrizione	Resina avorio	Resina da verniciare *		
Gamma colori	 R	 VN		

* da verniciare con idropitture lavabili, semi-lavabili, tempere o smalti sintetici ad acqua.

Descrizione	Acero	Rovere	Teak	
Placche in legno massello	 LAE	 LRV	 LTK	



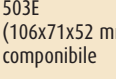







NOTA:

Essendo le placche in legno massello naturale, si potrebbero verificare piccole differenze di tonalità tra una placca e l'altra. Le fotografie hanno pertanto carattere indicativo.

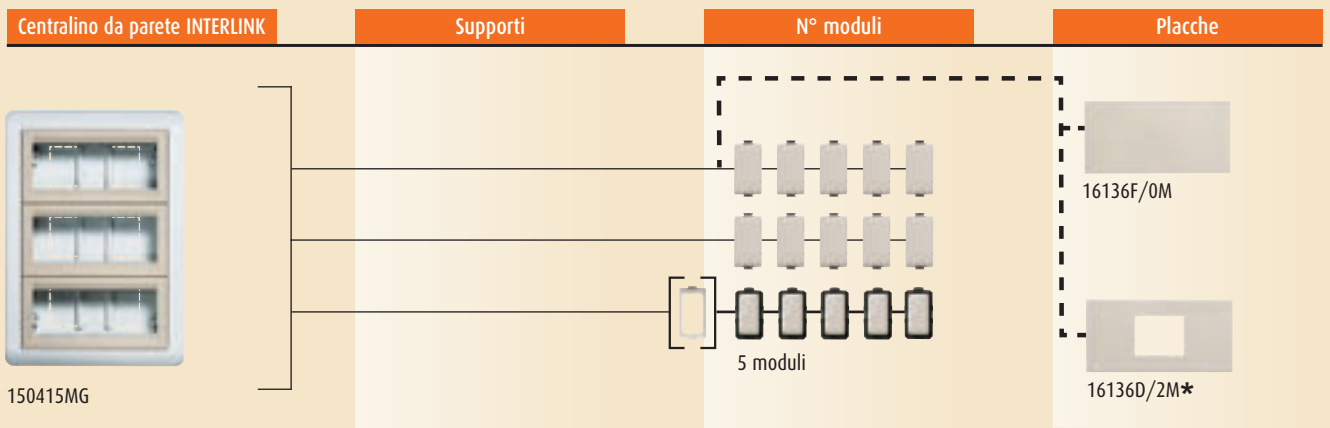
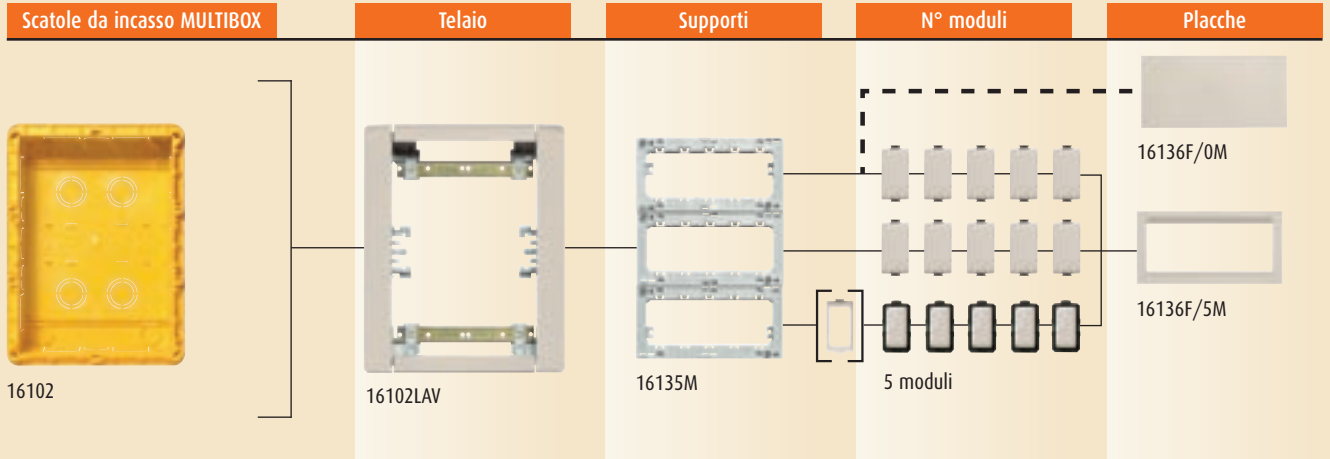
Le placche in legno sono disponibili solo per le seguenti modularità:

503/23A/...	500/23/...
503/1A/...	503/1/...
503/2A/...	503/2/...
503/3A/...	503/3/...

Placche installabili con viti - installazione tradizionale

Scatole	Supporti	N° moduli	Placche
 503E (106x71x52 mm) componibile	 503R	1 modulo 2 moduli 3 moduli	503/1 503/2 503/3 998
 503/1BR 503/2BR 503/3BR		1 modulo 2 moduli 3 moduli	998BR
 504E (130x71x52 mm)	 504R	4 moduli 4 moduli	504/4 504/4BR
 505E (155x71x52 mm)  505N (167x81x50 mm)	 505R	5 moduli 5 moduli	505/5 505/5BR
 506E (106x117x52 mm)	 506R	6 moduli	506/6 999

Soluzioni installative per il terziario INTERLINK




INSTALLAZIONE NEL SISTEMA INTERLINK *

Descrizione		Descrizione	
sistema a scomparsa sottopavimento		torretta	

* per maggiori dettagli si rimanda al catalogo specifico

INSTALLAZIONE PRESE SCHUKO SU GUIDA DIN

Descrizione	
adattatore	 F80CMT