



# FUSION

IMPIANTO IN PORCELLANA E OTTONE  
*PORCELAIN AND BRASS INSTALLATION*

*"L'ARTE NON CONSISTE NEL RAPPRESENTARE COSE NUOVE,  
BENSÌ NEL RAPPRESENTARE CON NOVITÀ"*

*"ART DOESN'T CONSIST IN REPRESENTING NOVELTIES,  
BUT IN REPRESENTING IN A NEW WAY"*

*Ugo Foscolo*









Interruttore/Deviatore rotativo con farfallina brunita  
*Rotary one-way/two-way switch with bronzed knob*



**Cod. 31.100.14**

ØF16  Ø80 - h 75 mm

1P 2 vie / way • 10AX • 250V~



**CE IP 20**

Pulsante rotativo con farfallina brunita  
*Rotary push button switch with bronzed knob*



**Cod. 31.120.14**

ØF16  Ø80 - h 75 mm

1P • 10A • 250V~



**CE IP 20**



Pulsante a pressione brunito  
*Bronzed push button*



**Cod. 31.130.51**

ØF16  Ø80 - h 65 mm

1P • 2A • 12V~



**CE IP 20**

Presse bivalente - Standard italiano  
*Socket-outlet - Italian standard*



**Cod. 31.200.00**

ØF16  Ø80 - h 55 mm

P11/P17 • 10-16A • 250V~



**CE IP 20**

Presà UNEL - Standard europeo  
UNEL socket-outlet - European standard



**Cod. 31.210.00**

ØF16  Ø88 - h 57 mm

P30/P11 • 16A • 250V~



**CE IP 20**

Presà Schuko - Standard tedesco  
Schuko socket-outlet - German standard



**Cod. 31.255.00**

ØF16  Ø88 - h 57 mm

16A • 250V~



**CE IP 20**

Presà standard francese  
Socket-outlet - French standard



**Cod. 31.254.00**

ØF16  Ø88 - h 57 mm

16A • 250V~



**CE IP 20**

Presa telefonica  
Telephone socket



**Cod. 31.220.00**

ØF16  Ø80 - h 55 mm

6P/4C • RJ11



CE IP 20

Presa dati RJ45 non schermata  
Data socket RJ45 unshielded



**Cod. 31.230.00**

ØF16  Ø80 - h 55 mm

C.5E • UTP • T568A - B



CE IP 20

Presa coassiale TV - Femmina  
Coaxial TV connector - Female



**Cod. 31.240.00**

ØF16  Ø80 - h 60 mm

Ø 9,5 femmina / female



CE IP 20



Leggi note pag. 101  
Read notes p. 101



Presa coassiale TV - Maschio  
Coaxial TV connector - Male



**Cod. 31.241.00**

ØF16  Ø 80 - h 60 mm

Ø 9,5 maschio / male



**CE IP 20**

Presa satellitare TV  
Sat socket



**Cod. 31.242.00**

ØF16  Ø 80 - h 60 mm



**CE IP 20**

Scatola derivazione  
Junction box



**Cod. 31.510.00**

ØF20  Ø 105 - h 70 mm



**CE IP 20**



Lampadario a soffitto fisso  
Ceiling lighting

GODET



Ø 180 **Cod. 02001.04**

Ø 280 **Cod. 02011.04**

ØF20  Ø 105 - h 70 mm  1





Ø 180 h 200 mm • Ø 280 h 220 mm

VENTAGLIO



Ø 180 **Cod. 02101.04** Ø 280 **Cod. 02111.04**

Ø 400 **Cod. 02151.04**

ØF20  Ø 105 - h 70 mm  1



Ø 180 h 200 mm • Ø 280 h 220 mm •  
Ø 400 h 220 mm



Lampadario a sospensione  
Suspension lighting

GODET



Ø 180 **Cod. 03001.04**

Ø 280 **Cod. 03011.04**

ØF20  Ø 105 - h 70 mm  1





Ø 180 h 1030 mm • Ø 280 h 1040 mm

VENTAGLIO



Ø 180 **Cod. 03101.04** Ø 280 **Cod. 03111.04**

Ø 400 **Cod. 03151.04**

ØF20  Ø 105 - h 70 mm  1



Ø 180 h 1020 mm • Ø 280 h 1030 mm •  
Ø 400 h 1030 mm





Leggi note pag. 101  
Read notes p. 101


Applique con piatto in porcellana  
*Applique with porcelain plate*

GODET



Ø180 **Cod. 07001.04**



ØF20  Ø105 - h 70 mm  1


 Ø180 - l 270 mm - h 200 mm

VENTAGLIO



Ø180 **Cod. 07101.04**

ØF20  Ø105 - h 70 mm  1

 Ø180 - l 270 mm - h 200 mm

Applique con vetro  
*Applique with glass*

MIMOSA







IRIS



MIMOSA **Cod. 07201.04**

IRIS **Cod. 07221.04**



ØF20  Ø105 - h 70 mm  1


 l 270 mm - h 200 mm 

GIRASOLE



GIRASOLE **Cod. 07231.04**

ØF20  Ø105 - h 70 mm  1

 l 270 mm - h 200 mm

Tubo  
Tube



Ø M12 F12 **Cod. 31.905.00**

Ø M16 F16 **Cod. 31.906.00**

Ø M20 F20 **Cod. 31.907.00**



Manicotto ridotto  
Joint reduction




Ø M16 F12 **Cod. 31.908.00**

Ø M20 F12 **Cod. 31.909.00**

Ø M20 F16 **Cod. 31.910.00**

Ø F20 M16 **Cod. 31.923.00**



Manicotto  
Tube connection



Ø F12 F12 **Cod. 31.911.00**

Ø F16 F16 **Cod. 31.912.00**

Ø F20 F20 **Cod. 31.913.00**






Curva a 90°  
Curve 90°



Ø M12 F12 **Cod. 31.914.00**

Ø M16 F16 **Cod. 31.915.00**

Ø M20 F20 **Cod. 31.916.00**

 Ø12 65 x 65 mm • Ø16 65 x 65 mm •  
Ø20 80 x 80 mm




Collare fermatubo  
Clip for tube/wall support



Ø 12 **Cod. 31.917.00**

Ø 16 **Cod. 31.918.00**

Ø 20 **Cod. 31.919.00**

 Ø 12 - l 41 - h 17 mm  
• Ø 16 - l 41 - h 21 mm • Ø 20 - l 41 - h 22 mm




Raccordo a T  
T-joint



Ø FFF12 **Cod. 31.920.00**

Ø FFF16 **Cod. 31.921.00**

Ø FFF20 **Cod. 31.922.00**

 Ø 12 - l 25 - h 34 mm  
• Ø 16 - l 31 - h 40 mm • Ø 20 - l 38 - h 58 mm



*Porcelain and Brass fuse into Art...*

